



RREAL SHEETS

A QUICK GUIDE

RREAL WAS INSPIRED BY THE RAPID ASSESSMENT PROCEDURE (RAP) SHEETS USED IN PREVIOUS STUDIES AND HAS DEVELOPED A NEW TOOL CALLED THE RREAL SHEET TO SYNTHESISE DATA AS THESE ARE BEING COLLECTED.

RREAL SHEETS ARE A TOOL THAT CAN BE USED TO:









RREAL SHEETS ARE A TABLE COMPOSED OF TWO COLUMNS:

 INFORMATION	 SUMMARY
The first column has the main categories of information for the study (derived from the research questions, interview topic guide, theoretical framework, etc.)	The second column has a summary of the findings as these are collected/generated.

RREAL SHEET PROCESS



-  As an interview, observation or focus group is carried out, the researcher takes notes (even if these are audio recorded).
-  The researcher then summarises the key findings from the notes and adds them to the RREAL sheet.
-  When she carries out an observation or another interview, she adds the key findings to the same RREAL sheet. The researcher will do this for each data source, using the RREAL sheet as a triangulation tool.
-  Research teams will meet frequently to discuss the findings in the RREAL sheets, making adaptations and identifying gaps. Gaps can be addressed as the study is ongoing.
-  If changes are made in the RREAL sheets, all researchers must make the same changes to maintain consistency.
-  Findings from the RREAL sheet can be summarised even further at any time in the study so these can be shared with stakeholders.

DIFFERENT TYPES OF RREAL SHEETS CAN BE DEVELOPED

- ✓ ONE FOR EACH RESEARCHER
- ✓ ONE FOR EACH STUDY SITE
- ✓ ONE FOR EACH POPULATION
- ✓ ONE FOR EACH STAGE IN THE STUDY TO CAPTURE CHANGES OVER TIME